

[SIGN UP FREE](#)

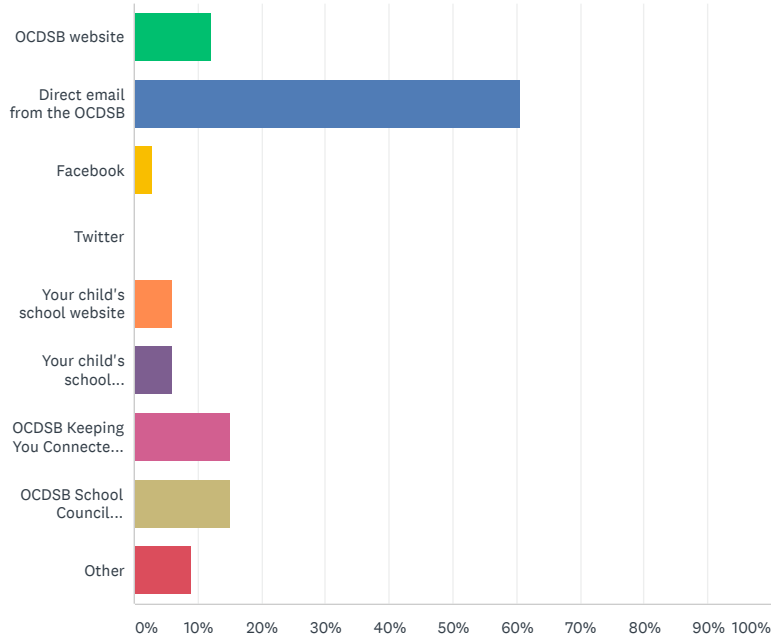
Survey Results

Q1

How did you hear about the conference?

Answered: 33 Skipped: 0

▲
Add a comment



ANSWER CHOICES

RESPONSES

OCDSB website	12.12%	4
Direct email from the OCDSB	60.61%	20
Facebook	3.03%	1
Twitter	0.00%	0
Your child's school website	6.06%	2
Your child's school newsletter	6.06%	2
OCDSB Keeping You Connected eNewsletter	15.15%	5
OCDSB School Council Newsletter	15.15%	5
Other	9.09%	3

Total Respondents: 33

Q2

Was the registration process easy for you?

Answered: 33 Skipped: 0



Share Link

<https://www.surveymonkey.com/re:>

COPY

Share

Tweet

Share

33 responses

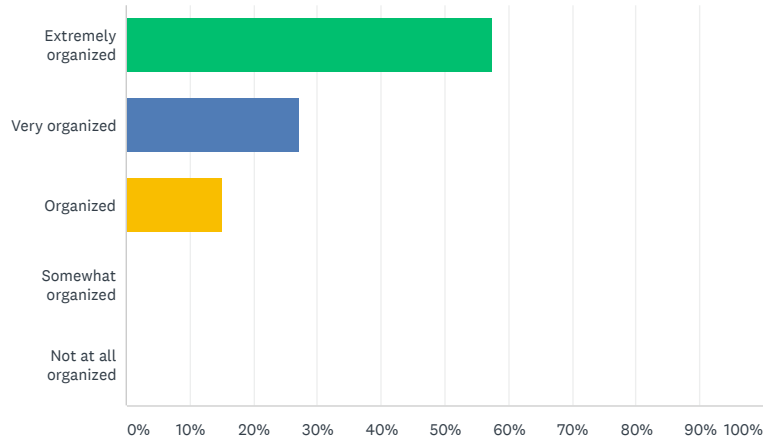
[SIGN UP FREE](#)**ANSWER CHOICES****RESPONSES**

Yes	96.97%	32
No	3.03%	1
TOTAL		33

Q3

How organized was the conference?

Answered: 33 Skipped: 0

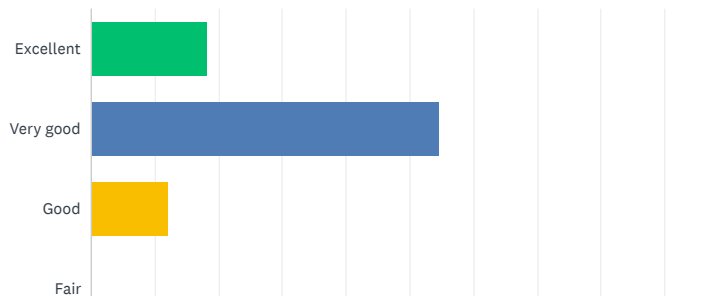
**ANSWER CHOICES****RESPONSES**

Extremely organized	57.58%	19
Very organized	27.27%	9
Organized	15.15%	5
Somewhat organized	0.00%	0
Not at all organized	0.00%	0
TOTAL		33

Q4

How would you rate the location of the conference?

Answered: 33 Skipped: 0



Share Link

<https://www.surveymonkey.com/re:>

COPY

Share

Tweet

Share

33 responses

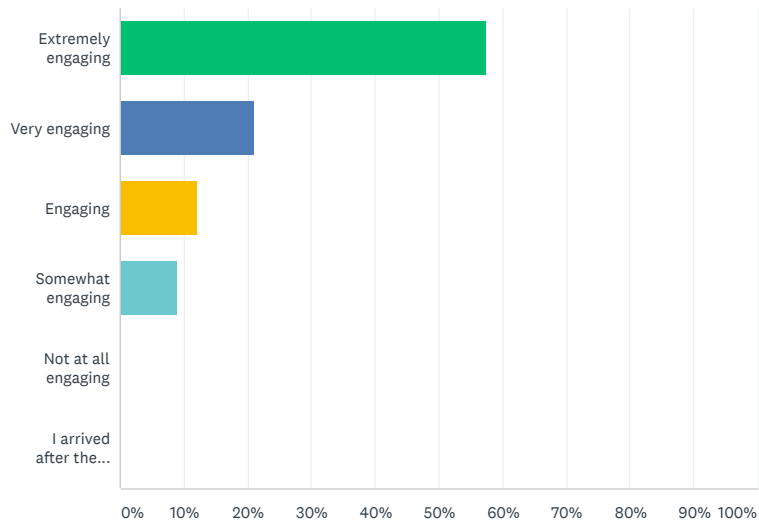
[SIGN UP FREE](#)**ANSWER CHOICES****RESPONSES**

Excellent	18.18%	6
Very good	54.55%	18
Good	12.12%	4
Fair	0.00%	0
Poor	0.00%	0
Comments:	15.15%	5
TOTAL		33

Q5

How engaging was our keynote speaker - Dr. Peg Dawson?

Answered: 33 Skipped: 0

**ANSWER CHOICES****RESPONSES**

Extremely engaging	57.58%	19
Very engaging	21.21%	7
Engaging	12.12%	4
Somewhat engaging	9.09%	3
Not at all engaging	0.00%	0
I arrived after the Keynote Speaker so cannot comment	0.00%	0
TOTAL		33

Q6

How useful was the information provided by our keynote speaker - Dr. Peg Dawson?

Answered: 33 Skipped: 0

Share Link

<https://www.surveymonkey.com/re:>

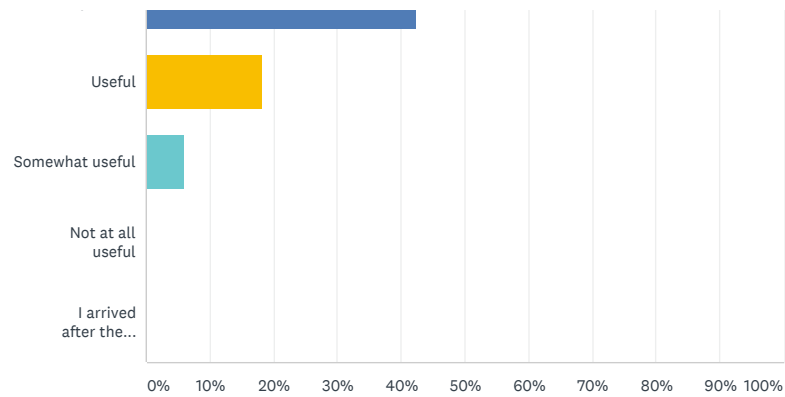
COPY

Share

Tweet

Share

33 responses

[SIGN UP FREE](#)

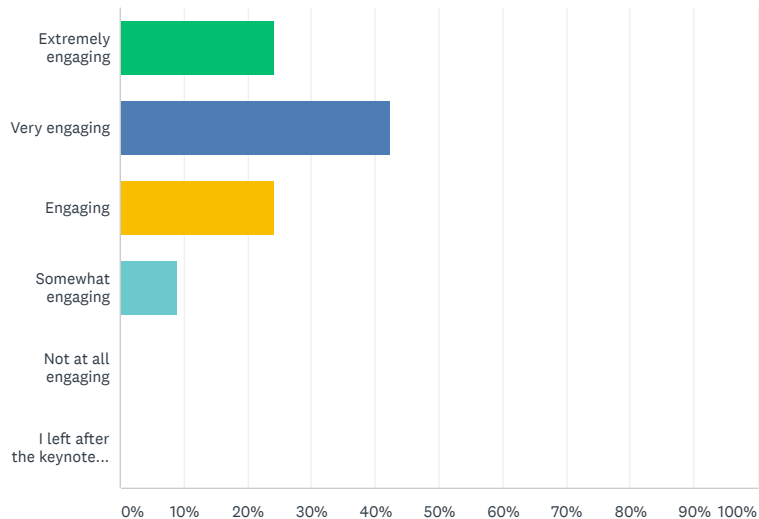
ANSWER CHOICES	RESPONSES	
Extremely useful	33.33%	11
Very useful	42.42%	14
Useful	18.18%	6
Somewhat useful	6.06%	2
Not at all useful	0.00%	0
I arrived after the Keynote Speaker so cannot comment	0.00%	0
TOTAL		33

Q7



How engaging were the workshop speakers at the conference?

Answered: 33 Skipped: 0



ANSWER CHOICES	RESPONSES	
Extremely engaging	24.24%	8
Very engaging	42.42%	14
Engaging	24.24%	8
Somewhat engaging	9.09%	3

Share Link

<https://www.surveymonkey.com/re:>

COPY

Share

Tweet

Share

33 responses

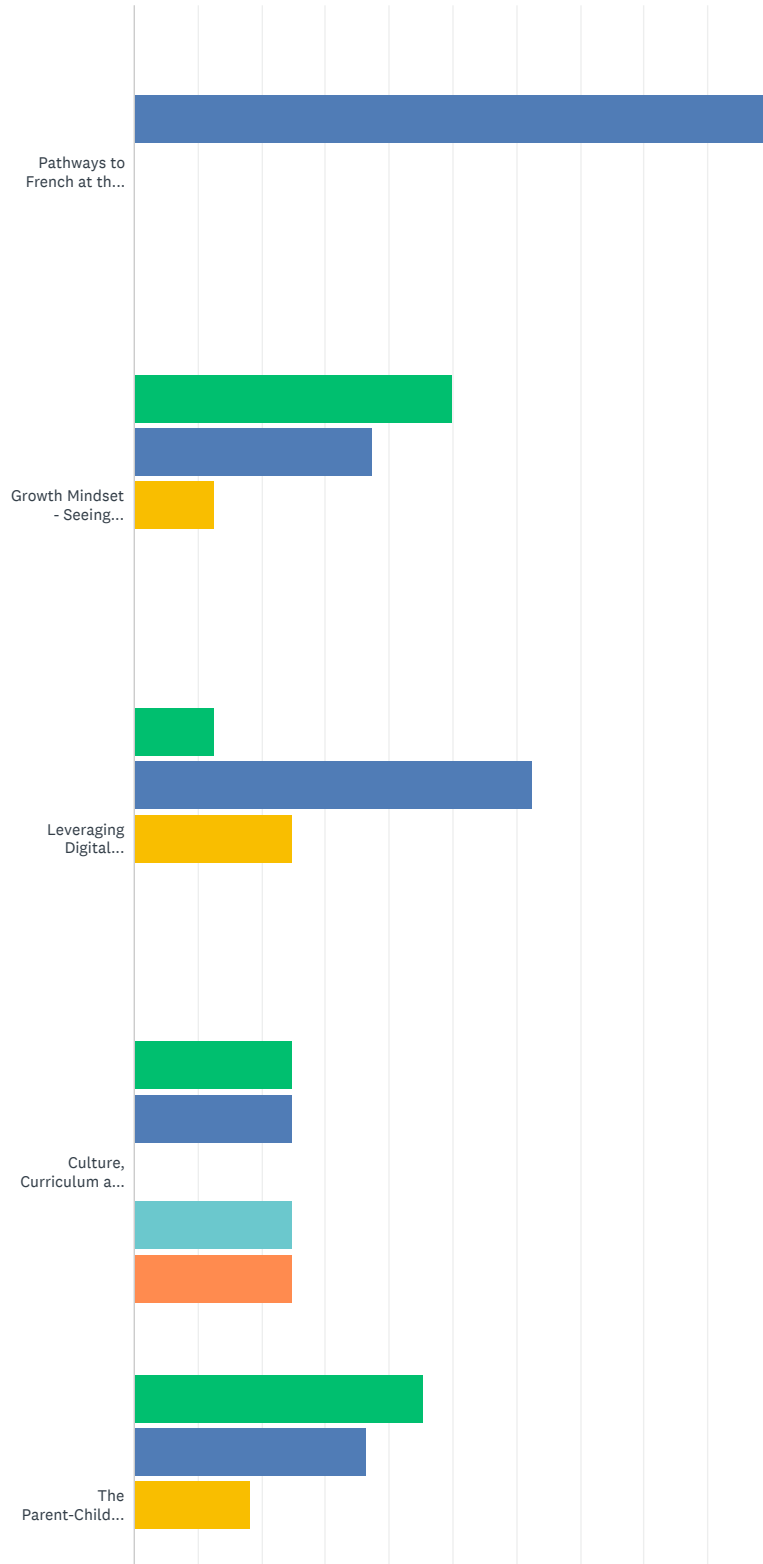
[SIGN UP FREE](#)

Q8



Please select the workshops you attended and let us know how useful the workshops were.

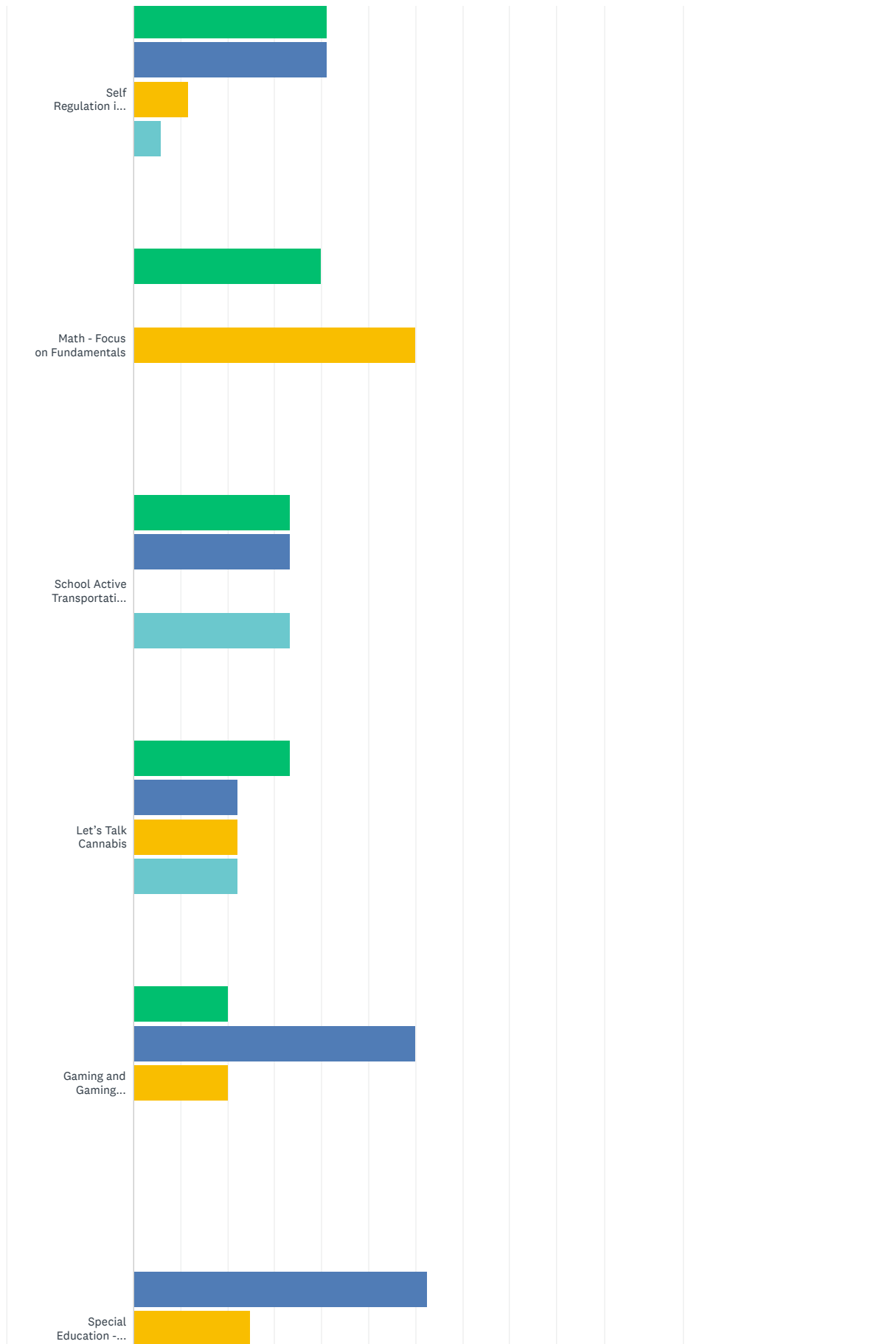
Answered: 33 Skipped: 0

[Share Link](#)<https://www.surveymonkey.com/re:>[COPY](#)[Share](#)[Tweet](#)[Share](#)

33 responses



SIGN UP FREE



Share Link

<https://www.surveymonkey.com/re:>

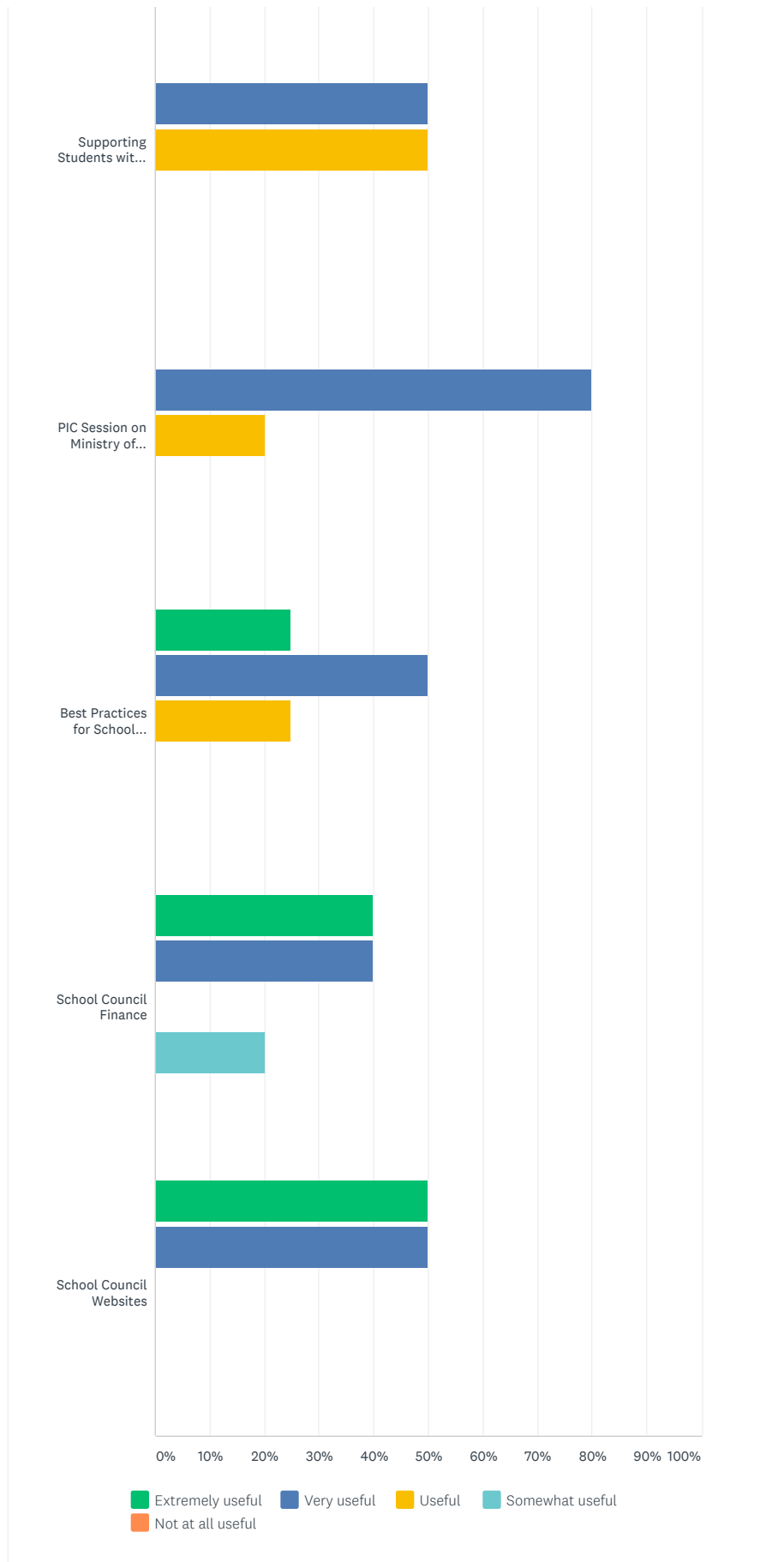
COPY

Share

Tweet

Share

33 responses

[SIGN UP FREE](#)

Share Link

<https://www.surveymonkey.com/re:>

COPY

Share

Tweet

Share

33 responses

[SIGN UP FREE](#)

OCDSB

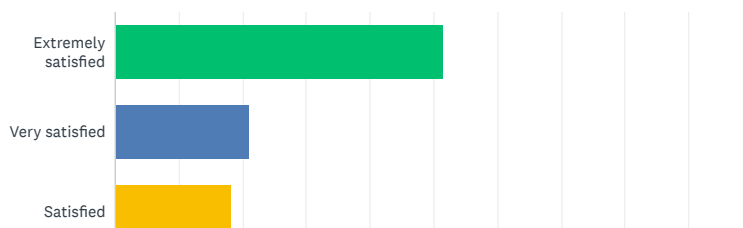
Growth Mindset - Seeing Possibilities in People	50.00% 4	37.50% 3	12.50% 1	0.00% 0	0.00% 0	8	1.63
Leveraging Digital Technology in the Classroom	12.50% 1	62.50% 5	25.00% 2	0.00% 0	0.00% 0	8	2.13
Culture, Curriculum and Identity	25.00% 1	25.00% 1	0.00% 0	25.00% 1	25.00% 1	4	3.00
The Parent-Child Connection	45.45% 5	36.36% 4	18.18% 2	0.00% 0	0.00% 0	11	1.73
Self Regulation in Children and Adolescence	41.18% 7	41.18% 7	11.76% 2	5.88% 1	0.00% 0	17	1.82
Math - Focus on Fundamentals	40.00% 2	0.00% 0	60.00% 3	0.00% 0	0.00% 0	5	2.20
School Active Transportation: Engaging Parent Champions	33.33% 1	33.33% 1	0.00% 0	33.33% 1	0.00% 0	3	2.33
Let's Talk Cannabis	33.33% 3	22.22% 2	22.22% 2	22.22% 2	0.00% 0	9	2.33
Gaming and Gaming Addiction	20.00% 1	60.00% 3	20.00% 1	0.00% 0	0.00% 0	5	2.00
Special Education - Supports for my Child	0.00% 0	62.50% 5	25.00% 2	12.50% 1	0.00% 0	8	2.50
Supporting Students with Autism	0.00% 0	50.00% 1	50.00% 1	0.00% 0	0.00% 0	2	2.50
PIC Session on Ministry of Education Consultation on Education Reform	0.00% 0	80.00% 4	20.00% 1	0.00% 0	0.00% 0	5	2.20
Best Practices for School Councils	25.00% 1	50.00% 2	25.00% 1	0.00% 0	0.00% 0	4	2.00
School Council Finance	40.00% 2	40.00% 2	0.00% 0	20.00% 1	0.00% 0	5	2.00
School Council Websites	50.00% 2	50.00% 2	0.00% 0	0.00% 0	0.00% 0	4	1.50

Q9



How satisfied were you with the refreshments and food provided at the conference?

Answered: 33 Skipped: 0



Share Link

<https://www.surveymonkey.com/re:>

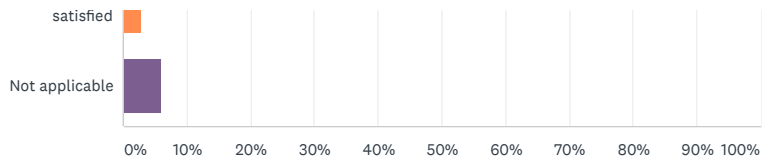
COPY

Share

Tweet

Share

33 responses

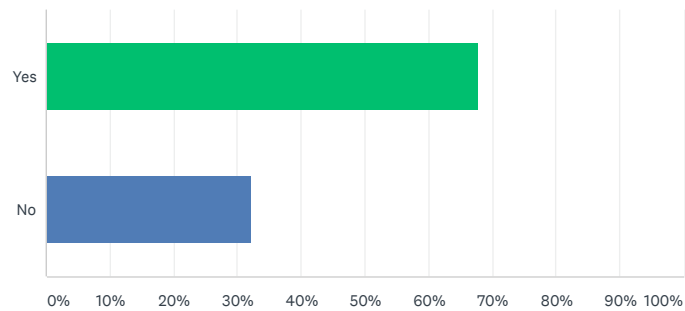
[SIGN UP FREE](#)**ANSWER CHOICES****RESPONSES**

Extremely satisfied	51.52%	17
Very satisfied	21.21%	7
Satisfied	18.18%	6
Somewhat satisfied	0.00%	0
Not at all satisfied	3.03%	1
Not applicable	6.06%	2
TOTAL		33

Q10

Did you find the information booths useful?

Answered: 28 Skipped: 5

**ANSWER CHOICES****RESPONSES**

Yes	67.86%	19
No	32.14%	9
TOTAL		28

Q11

What did you like most about the conference?

Answered: 26 Skipped: 7

[Share Link](#)<https://www.surveymonkey.com/re:>[COPY](#)[Share](#)[Tweet](#)[Share](#)**33 responses**



SIGN UP FREE



Q12



What did you like least about the conference?

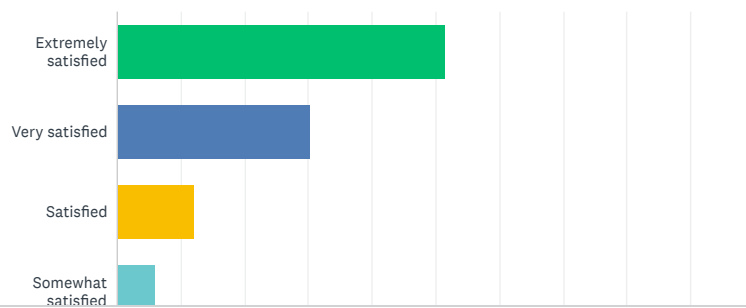
Answered: 21 Skipped: 12

Q13



Overall, how satisfied were you with the conference?

Answered: 33 Skipped: 0



Share Link

<https://www.surveymonkey.com/re:>

COPY

Share

Tweet

Share

33 responses



SIGN UP FREE



ANSWER CHOICES	RESPONSES	
Extremely satisfied	51.52%	17
Very satisfied	30.30%	10
Satisfied	12.12%	4
Somewhat satisfied	6.06%	2
Not satisfied at all	0.00%	0
TOTAL		33

Powered by  SurveyMonkey

Check out our [sample surveys](#) and [create your own now!](#)

Share Link

<https://www.surveymonkey.com/re:>

COPY

Share

Tweet

Share

33 responses