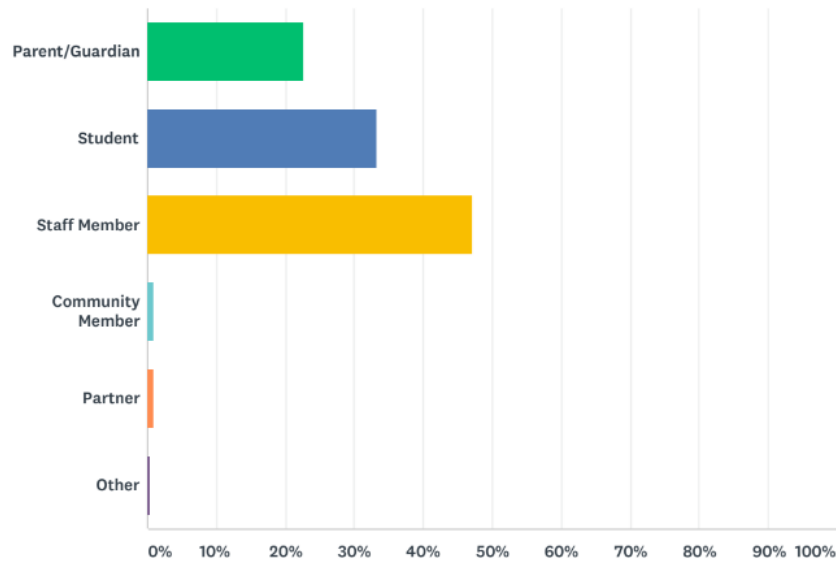


## APPENDIX B: Summary Statistics: Online feedback on Draft Strategic Plan 2019-2023

Q1 Please select the category that applies:

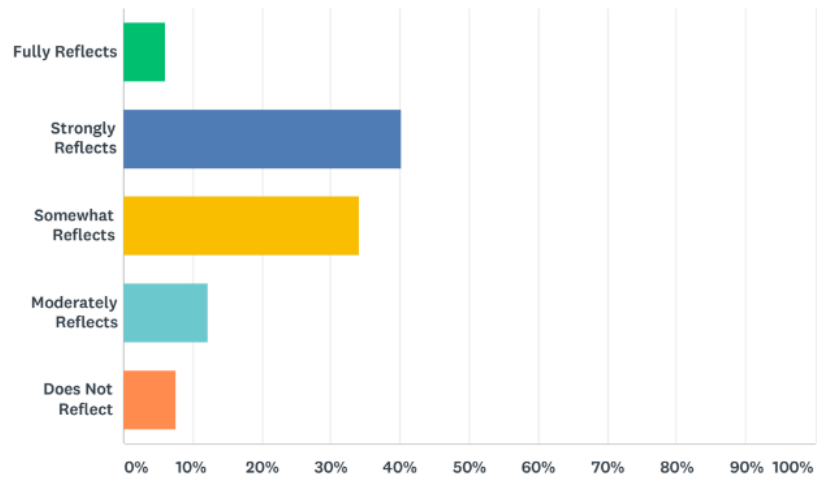
Answered: 238 Skipped: 0



ANSWER CHOICES	RESPONSES	
Parent/Guardian	22.69%	54
Student	33.19%	79
Staff Member	47.06%	112
Community Member	0.84%	2
Partner	0.84%	2
Other	0.42%	1
Total Respondents: 238		

## Q2 How does the plan reflect the input from the community?

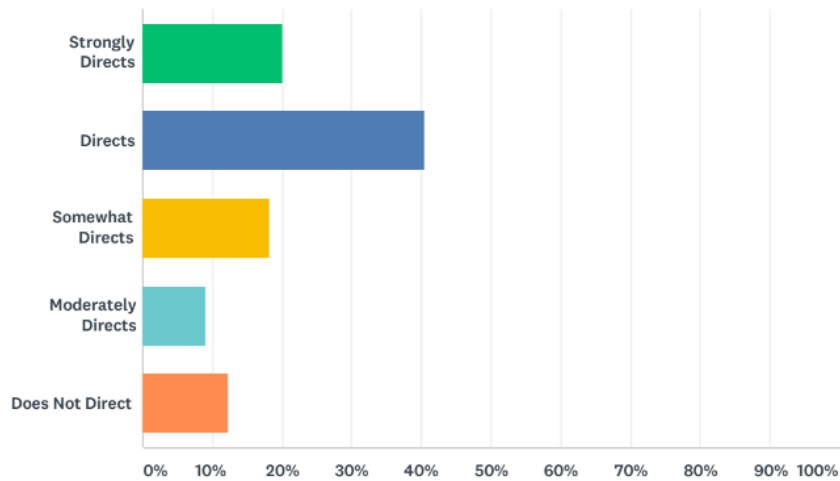
Answered: 214 Skipped: 24



ANSWER CHOICES	RESPONSES	
Fully Reflects	6.07%	13
Strongly Reflects	40.19%	86
Somewhat Reflects	34.11%	73
Moderately Reflects	12.15%	26
Does Not Reflect	7.48%	16
TOTAL		214

### Q3 Does this plan point the OCDSB in the direction that you think the district should be heading?

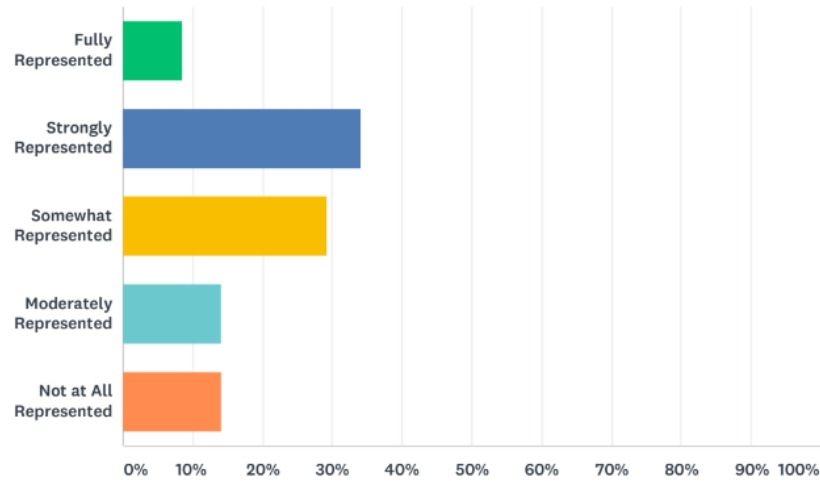
Answered: 235 Skipped: 3



ANSWER CHOICES	RESPONSES	
Strongly Directs	20.00%	47
Directs	40.43%	95
Somewhat Directs	18.30%	43
Moderately Directs	8.94%	21
Does Not Direct	12.34%	29
TOTAL		235

## Q4 Do you see yourself represented in this plan?

Answered: 235 Skipped: 3



ANSWER CHOICES	RESPONSES	
Fully Represented	8.51%	20
Strongly Represented	34.04%	80
Somewhat Represented	29.36%	69
Moderately Represented	14.04%	33
Not at All Represented	14.04%	33
TOTAL		235