



Survey Results

All Pages ▼

Q1



Please provide the location of the Extended Day Program you are currently accessing:

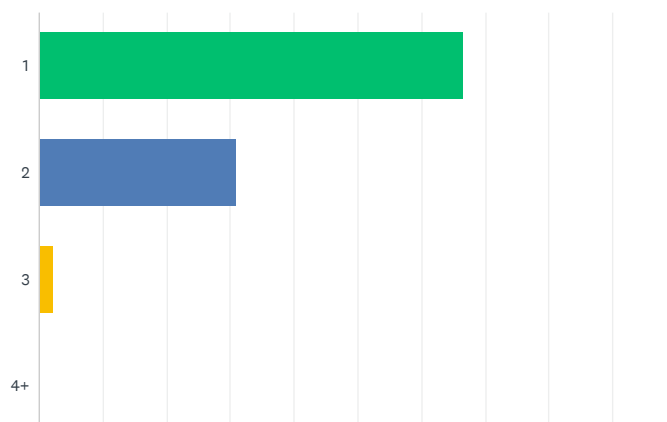
Answered: 1,446 Skipped: 0

Q2



Please indicate the number of children you have attending the OCDSB Extended Day Program:

Answered: 1,446 Skipped: 0



[SIGN UP FREE](#)

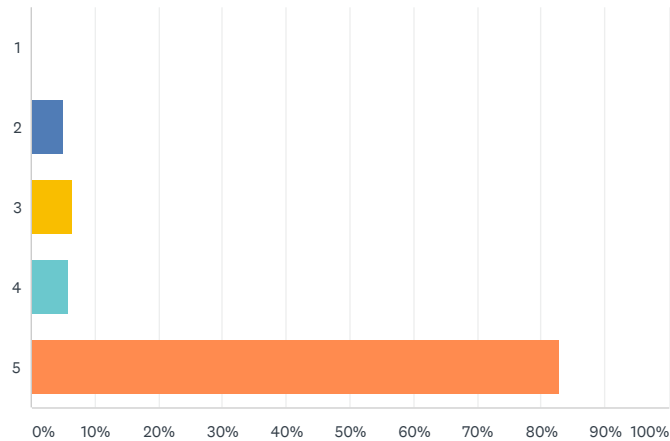
1	66.46%	961
2	30.98%	448
3	2.35%	34
4+	0.21%	3
TOTAL		1,446

Q3



How many days a week does your family access the Extended Day Program?:

Answered: 1,446 Skipped: 0



ANSWER CHOICES

RESPONSES

1	0.07%	1
2	5.12%	74
3	6.50%	94
4	5.95%	86
5	82.92%	1,199

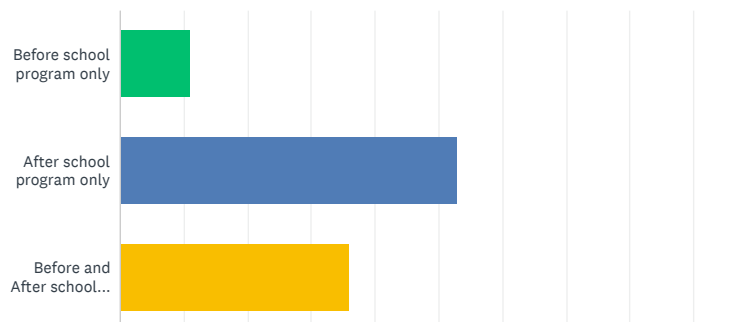
Total Respondents: 1,446

Q4



Does your child attend the:

Answered: 1,446 Skipped: 0



Share Link

<https://www.surveymonkey.com/re:>

COPY

Share

Share

1446 responses

[SIGN UP FREE](#)

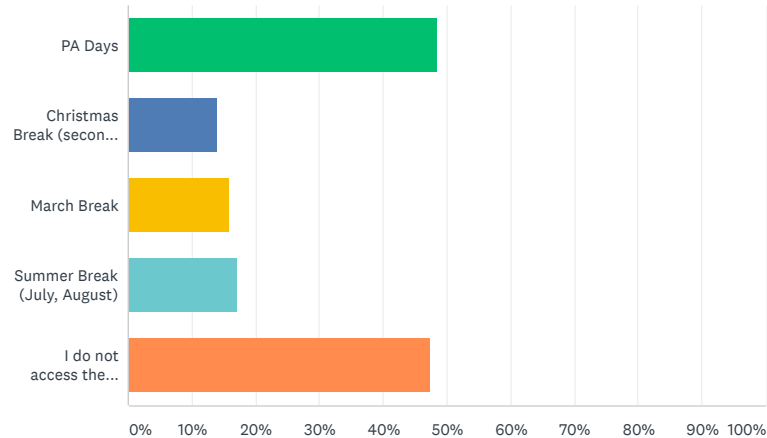
Before school program only	11.13%	161
After school program only	52.90%	765
Before and After school program	36.03%	521
Total Respondents: 1,446		

Q5



Do you currently access our Extended Day Programs for:

Answered: 1,446 Skipped: 0



ANSWER CHOICES

RESPONSES

PA Days	48.55%	702
Christmas Break (second week)	14.04%	203
March Break	15.91%	230
Summer Break (July, August)	17.15%	248
I do not access the optional days of care	47.51%	687

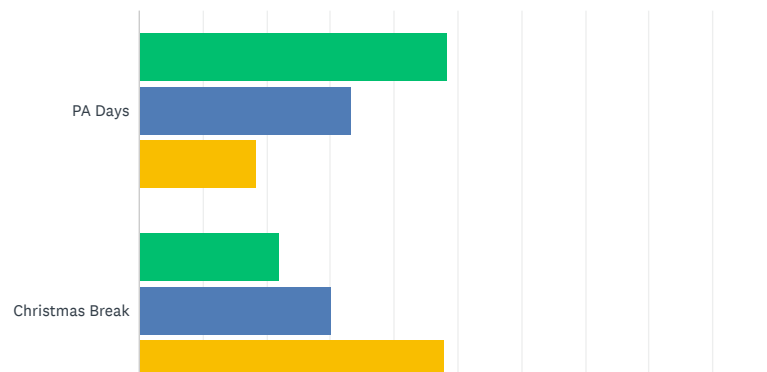
Total Respondents: 1,446

Q6



How important is it to you that the Extended Day Program be offered on:

Answered: 1,444 Skipped: 2



Share Link

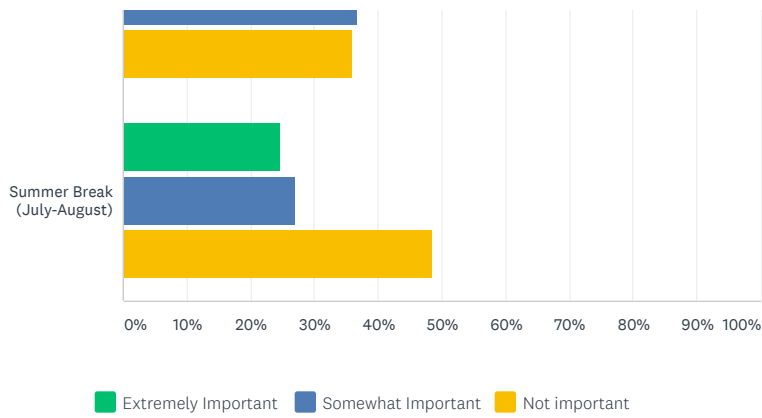
<https://www.surveymonkey.com/re:>

COPY

Share

Share

1446 responses

[SIGN UP FREE](#)

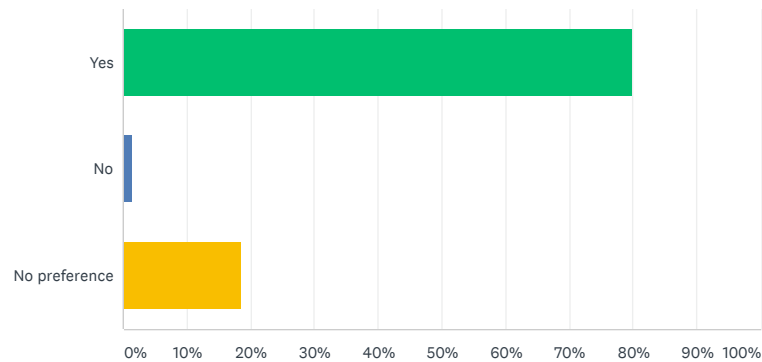
	EXTREMELY IMPORTANT	SOMEWHAT IMPORTANT	NOT IMPORTANT	TOTAL
PA Days	48.23% 695	33.31% 480	18.46% 266	1,441
Christmas Break	21.94% 303	30.12% 416	47.94% 662	1,381
March Break	27.16% 383	36.88% 520	35.96% 507	1,410
Summer Break (July-August)	24.64% 346	26.92% 378	48.43% 680	1,404

Q7



Do you prefer to know the location of the program in advance when registering for Christmas Break, March Break and Summer Break (July-August) programs?

Answered: 1,440 Skipped: 6

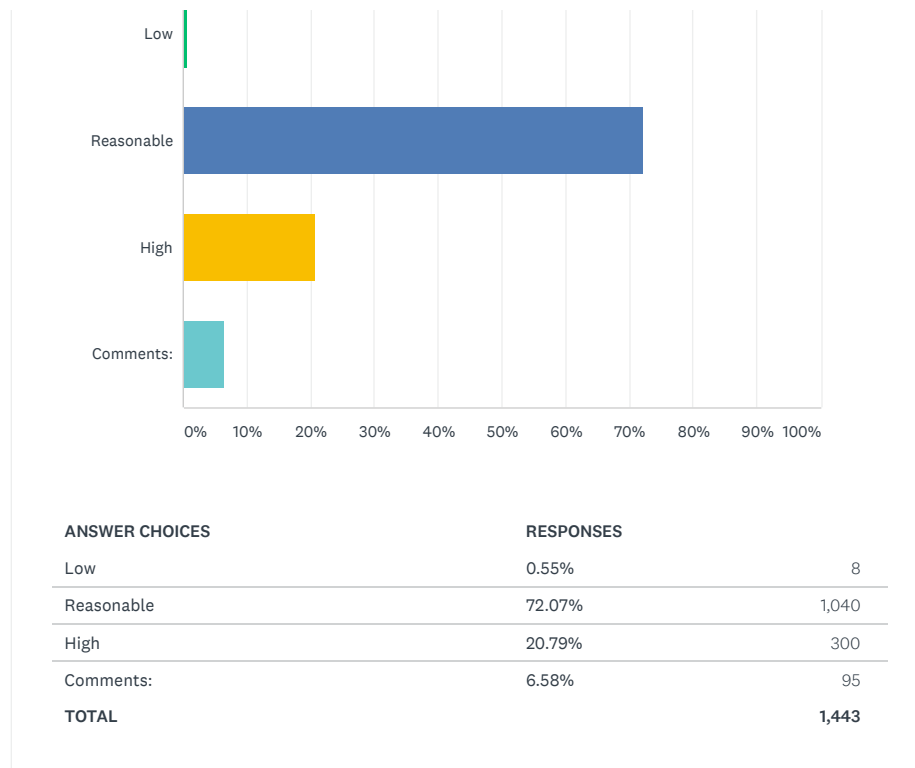


ANSWER CHOICES	RESPONSES	
Yes	80.00%	1,152
No	1.46%	21
No preference	18.54%	267
TOTAL		1,440

Q8

[Share Link](#)<https://www.surveymonkey.com/re:>[COPY](#)[Share](#)[Share](#)

1446 responses

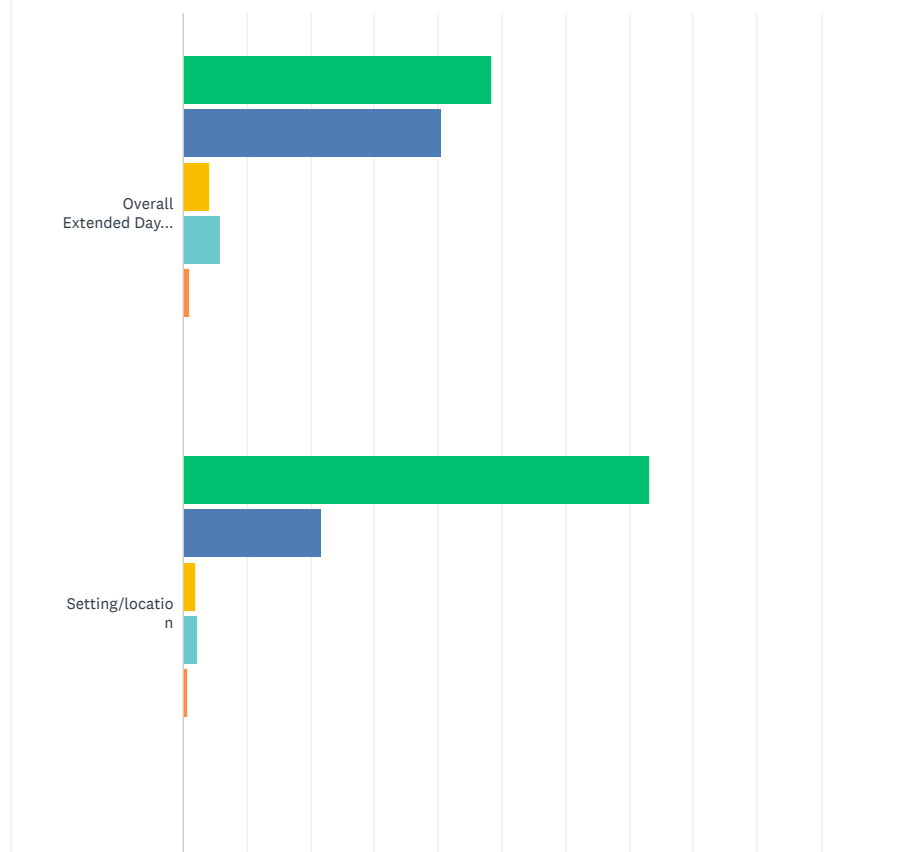


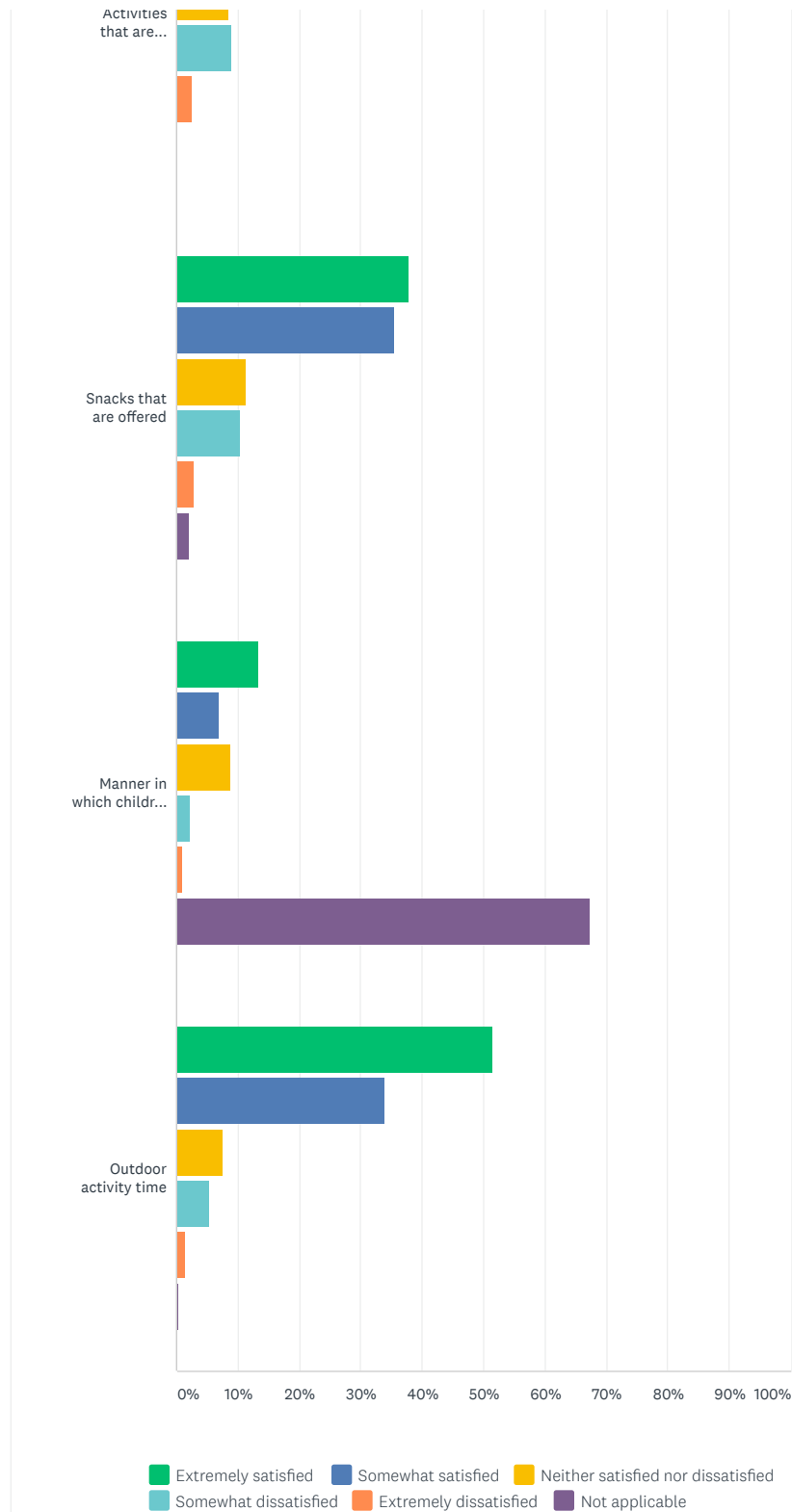
Q9



Please indicate how satisfied you are with the:

Answered: 1,446 Skipped: 0



[SIGN UP FREE](#)

	EXTREMELY SATISFIED	SOMEWHAT SATISFIED	NEITHER SATISFIED NOR DISSATISFIED	SOMEWHAT DISSATISFIED	EXTREMELY DISSATISFIED	NOT APPLICABLE	TOTAL
Overall Extended Day Program	48.41% 699	40.58% 586	4.22% 61	5.82% 84	0.97% 14	0.00% 0	1,444
Setting/location	73.29% EXTREMELY	21.73% SOMEWHAT	1.94% NEITHER	2.21% SOMEWHAT	0.69% EXTREMELY	0.14% NOT	TOTAL

Share Link

<https://www.surveymonkey.com/re:>

COPY

Share

Share

1446 responses

[SIGN UP FREE](#)

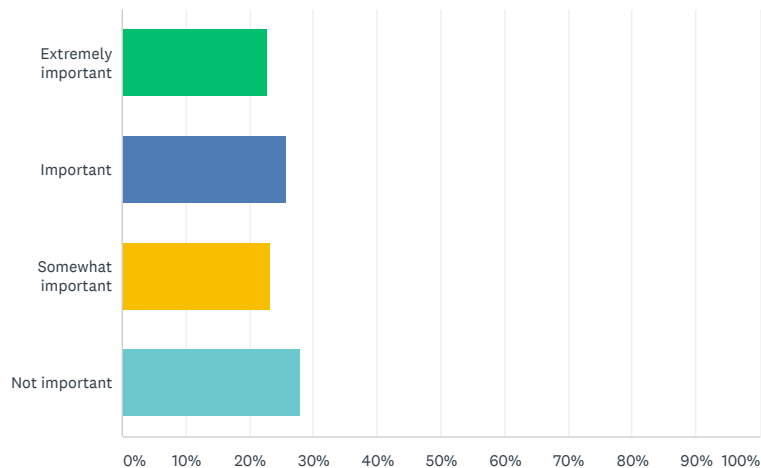
Manner in which children with special needs are accommodated	13.47% 194	6.88% 99	8.82% 127	2.36% 34	1.04% 15	67.43% 971	1,440
Outdoor activity time	51.49% 743	33.82% 488	7.48% 108	5.34% 77	1.39% 20	0.49% 7	1,443

Q10



How important it is to your family to be able to change your required days of care quickly and/or on a regular basis.

Answered: 1,443 Skipped: 3



ANSWER CHOICES

RESPONSES

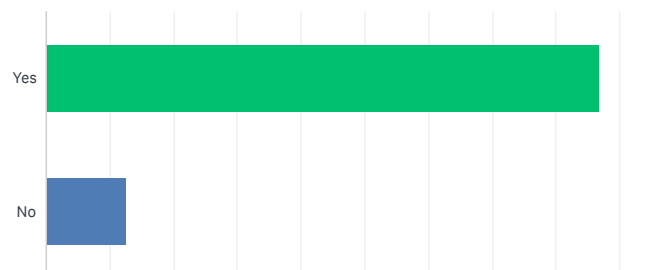
Extremely important	22.87%	330
Important	25.71%	371
Somewhat important	23.28%	336
Not important	28.14%	406
TOTAL		1,443

Q11



Do you feel the amount of time provided for returning registration forms for optional days is adequate?

Answered: 1,426 Skipped: 20



Share Link

<https://www.surveymonkey.com/re:>

COPY

Share

Share

1446 responses

[SIGN UP FREE](#)

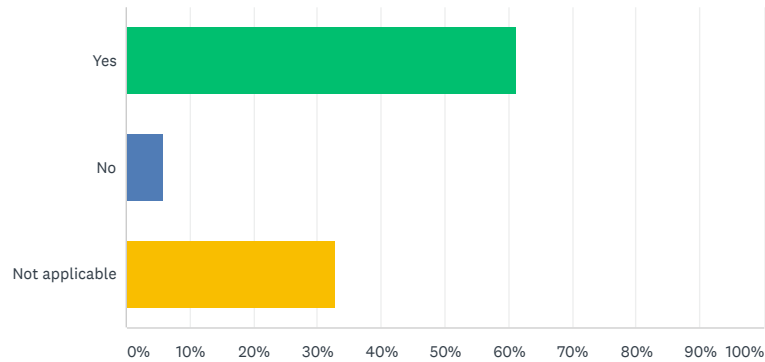
Yes	86.75%	1,237
No	12.62%	180
TOTAL		1,426

Q12



Do you feel the Early Learning Department of the OCDSB has been responsive to your questions?

Answered: 1,438 Skipped: 8



ANSWER CHOICES

RESPONSES

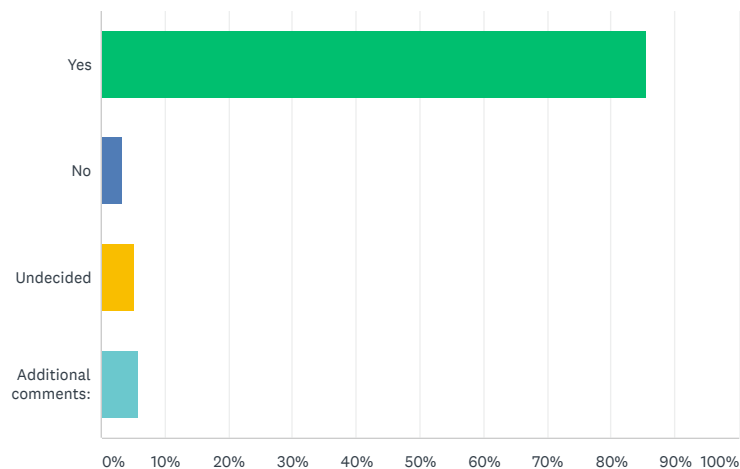
Yes	61.20%	880
No	5.77%	83
Not applicable	32.89%	473
TOTAL		1,438

Q13



Will you continue to access the Extended Day Program in the 2018-2019 school year?

Answered: 1,444 Skipped: 2



Share Link

<https://www.surveymonkey.com/re:>

COPY

Share

Share

1446 responses



SIGN UP FREE



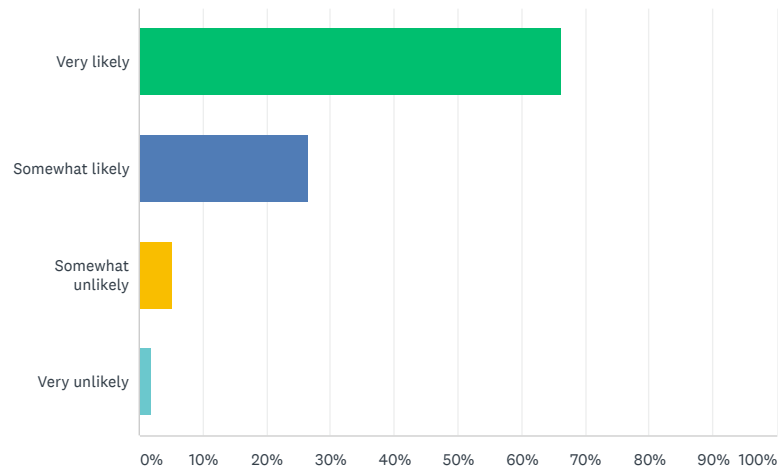
Additional comments:	5.96%	86
TOTAL		1,444

Q14



How likely is it that you would recommend the OCDSB Extended Day Program to other parents:

Answered: 1,445 Skipped: 1



ANSWER CHOICES	RESPONSES	
Very likely	66.37%	959
Somewhat likely	26.51%	383
Somewhat unlikely	5.19%	75
Very unlikely	1.94%	28
TOTAL		1,445

Powered by SurveyMonkey

Check out our [sample surveys](#) and [create your own now!](#)

Share Link

<https://www.surveymonkey.com/re:>

COPY

Share

Share

1446 responses